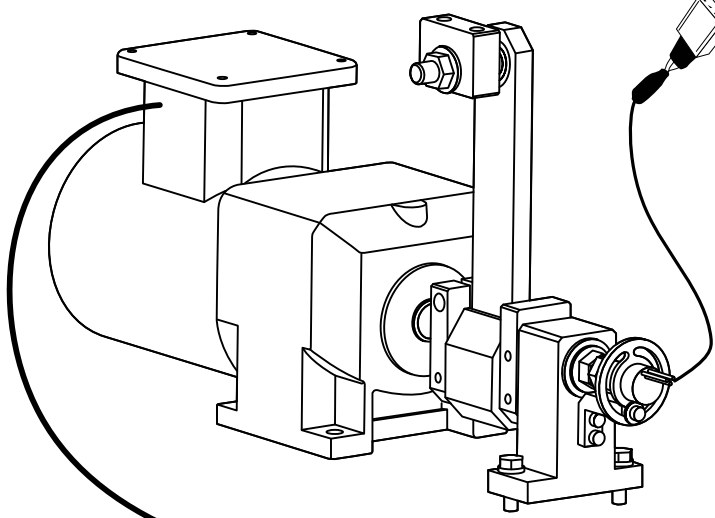
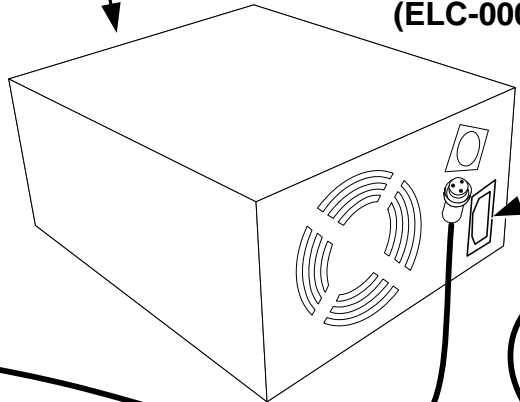


**Motor Assembly
(1 of 3)**



**Motor Drive Box (MDB)
(1 of 3)
(ELC-0003-X)**

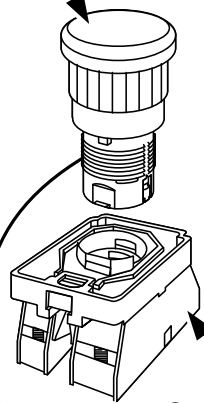


Motor Phase Driver Cable
(CBL-0059-X)

4-Pin Molex Cable
CBL-0058-X

Power Cable from PDB
(1 of 3)
(CBL-0055-X)

Motion STOP Button
(PN: ELC-0005-1)

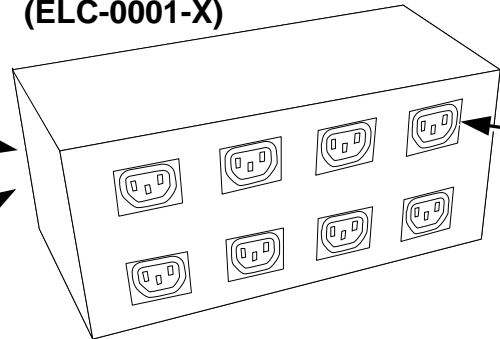


Contact Block & Switch
(ELC-0012-1)

220 VAC In from Wall Outlet
(Routed through Display Cabinet)
To AC In (Not Shown)

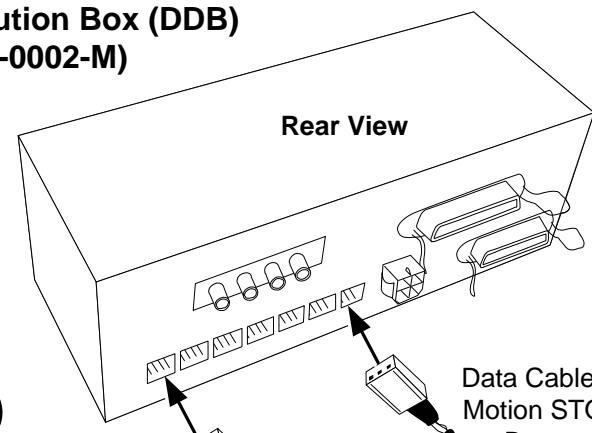
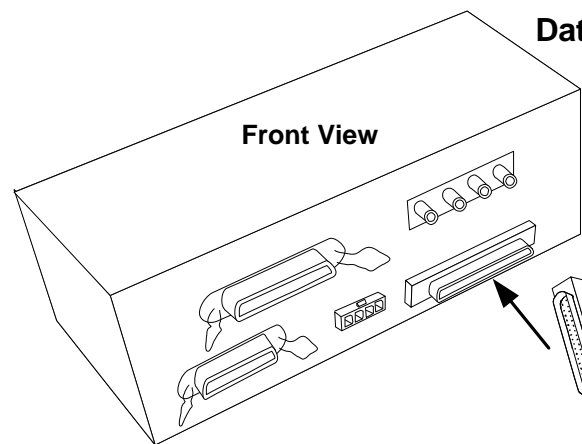
15 Amp
Pushbutton Fuse
(Not Shown)

**Power Distribution Box (PDB)
(ELC-0001-X)**



4-Pin Molex

**Data Distribution Box (DDB)
(ELC-0002-M)**



SCSI Data Cable from
Digital-to-Analog Converter
Card in System PC
(CBL-0207-X)

Data Control Cable
(1 of 3) to MDB
(CBL-0056-X)

Data Cable to
Motion STOP
Button